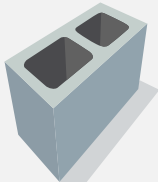





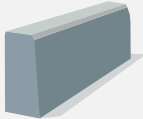



# TABELA DE PREÇOS

## ConcreFácil

Blocos de Concreto

		DIMENSÕES	CLASSE	UNIDADE	QD/PAL	PREÇO
	Bloco Inteiro	09 x 19 x 39	C	pç	180	
		14 x 19 x 39	C	pç	110	
		14 x 19 x 39	B	pç	110	
		19 x 19 x 39	C	pç	90	
		19 x 19 x 39	B	pç	90	
	Meio Bloco	09 x 19 x 19	C	pç	275	
		14 x 19 x 19	B	pç	175	
		19 x 19 x 19	B	pç	150	
	Bloco Canaleta					
		14 x 19 x 39	B	pç	110	
		19 x 19 x 39	B	pç	90	
	Bloco Armação em 'T'					
		14 x 19 x 54	B	pç	80	
	Bloco Armação em 'L'					
		14 x 19 x 34	B	pç	100	
	Meio Bloco Canaleta em 'J'					
		14 x 19/31 x 19	B	pç	160	
	Meio Fio	12 x 30 x 100	B	pç	15	
		15 x 30 x 100	B	pç	15	
	Paver	06 x 10 x 20	35 Mpa	m <sup>2</sup>	12	
		08 x 10 x 20	35 Mpa	m <sup>2</sup>	10	
		* 08 x 10 x 20	> 50 Mpa	m <sup>2</sup>	10	

\*Sob encomenda

Tabela de Resistência	
Classe A	6 a 20 Mpa
Classe B	acima de 4 Mpa
Classe C	acima de 3 Mpa

Produtos produzidos segundo a Norma Brasileira ABNT 61362007